




PREMIUM QUALITY  
BESPOKE TIMBER  
WINDOWS AND DOORS

DOUGLAS AND PETERS





Douglas & Peters was formed in 2017 to provide a truly bespoke solution to the rapidly growing but under supplied, timber window and door market.

With well over 100 years combined experience in the manufacture of joinery products, to exacting standards, we offer a complete service to suit our rapidly growing customer base. From initial enquiry we offer professional advice from quotation, optional assisted survey, manufacture through to installation.

Whether your building requirements are a Gothic Arched window frame, electric access front entrance frame or 8m wide Bi-Fold door set Douglas & Peters can manufacture to your specification. All our products are factory finished in house allowing us to also match any décor or surroundings your project requires, offering the complete one stop package.





Accoya® timber is the result of decades of research and development that has brought together a long established and extensively proven wood modification technique, acetylation and leading edge patented technology to create a high performance wood, ideal for outdoor use and challenging applications.

Accoya® timber has properties that match or exceed those of the best tropical hardwood yet is manufactured from sustainably, sourced wood.

Accoya® is naturally insulating and is more durable than other woods. This means windows do not swell when closed, doors continually open and close freely whilst maintaining their natural beauty.



### Outstanding Durability

Accoya® wood's durability (rot resistance) is Class 1, matching and even exceeding the performance of nature's most durable woods such as Oak, Teak, Iroko and Sapele. Every batch of Accoya® wood is tested after production to ensure that it's durability can be guaranteed.

### Ideal for Coating

Accoya® wood has shown improved coating lifetime performance with many types of coatings, resulting in extended maintenance intervals. The light colour of Accoya® wood allows for a wide range of colour finishes. Improved stability means film-forming coating systems last up to two times longer.

### Dimensionally Stable

Accoya® wood's superior dimensional stability (resistance to swelling and shrinkage) exceeds all commonly used species, including Teak, Sapele and Iroko. Accoya® wood has been tested over prolonged periods in all types of weather conditions above ground, below ground and even in water and has been proven to withstand even the toughest of environments.

### Sustainable Choice

By significantly enhancing the durability and dimensional stability of fast growing, abundantly available certified wood species, Accoya® wood provides compelling environmental advantages over scarce slow growing hardwoods, woods treated with toxic chemicals, and nonrenewable carbon intensive materials such as plastics, steel and concrete.



# HIGH PERFORMANCE FLUSH CASEMENT WINDOWS

Our flush fitting casement window offers traditional styling along with the added benefit of utilising the very latest hardware advances available, providing optimum performance and security. The flush appearance lends itself equally to modern or traditional installations.

## FEATURES

- Fully factory finished to any RAL colour.
- Accoya® Glazing bead for improved performance.
- 24mm Double glazed (4-16-4) Argon filled, warm edge spacer bar as standard.
- Double weather seal to both frame & opener for Optimum thermal insulation.
- Microporous water-based paint system allows timber to breathe.
- Ironmongery & Glazing options available.
- Engineered timbers for enhanced stability.
- Multi-point espagnolette locking for added security.







## SLIDING SASH WINDOWS

We offer two variants in this ever-popular centuries old window design which now has the added benefit of the latest technology. Traditional weight & pulley box sash or the smaller section spiral balance option are available. Either option provides a full Accoya® fascia and cill providing a 50-year guarantee against rot or fungal infection.

### FEATURES

- Fully factory finished to any RAL colour.
- Accoya® Glazing bead for improved performance.
- 24mm Double glazed (4-16-4) Argon filled, warm edge spacer bar as standard.
- Composite Staff & Parting bead for improved performance and appearance.
- Microporous water-based paint system allows timber to breathe.
- Ironmongery & Glazing options available.
- Engineered timbers for enhanced stability.



# STORMPROOF CASEMENT WINDOWS

Our Stormproof casement window utilises a slightly smaller section than the flush fitting option, but provides the same outstanding performance and security.

## FEATURES

- Fully factory finished to any RAL colour.
- Accoya® Glazing bead for improved performance.
- 24mm Double glazed (4-16-4) Argon filled, warm edge spacer bar as standard.
- Double weather seal to both frame & opener for Optimum thermal insulation.
- Microporous water-based paint system allows timber to breathe.
- Ironmongery & Glazing options available.
- Engineered timbers for enhanced stability.
- Multi-point espagnolette locking for added security.







# TIMBER ENTRANCE DOOR SETS

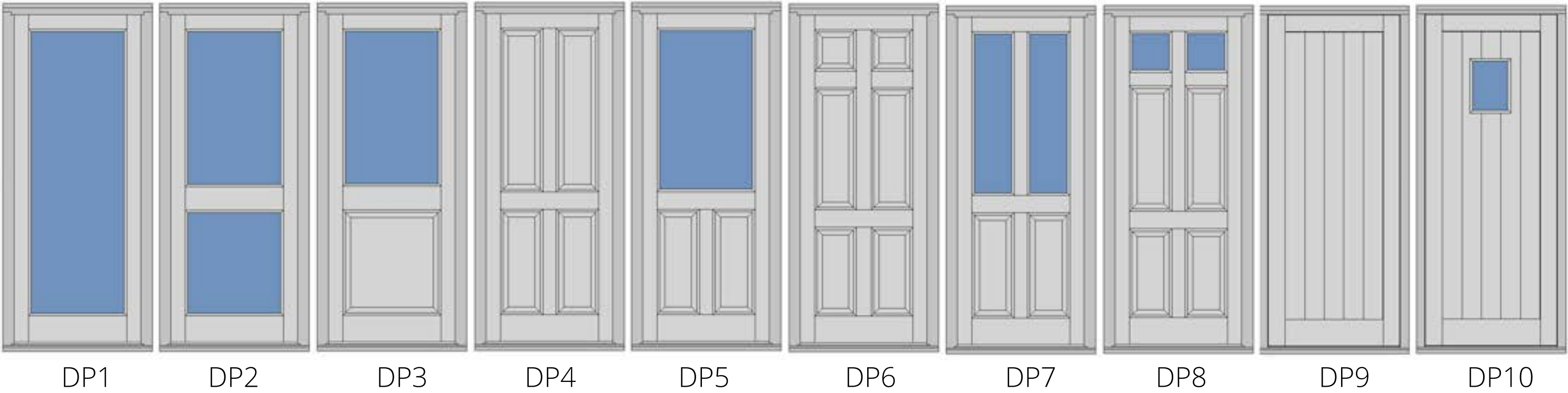
Our doors are hand crafted to your specific design, built to last the test of time and provide outstanding performance and security. Traditional Mortice and Tenon doors manufactured from Accoya® to eliminate the age-old problem of seasonal movement and offering outstanding durability.

We also offer our energy efficient ‘Eco’ door set providing an increased thermal performance whilst still retaining great stability assisted by the dual aluminium layer built into the veneer which eliminates any moisture ingress. Both options come complete as standard with Winkhaus multi-point locking mechanisms, 4 hinges and Deventer weather seals.

## FEATURES

- Fully factory finished to any RAL colour.
- Double weather seal to frame for Optimum thermal insulation.
- Accoya® Glazing bead for improved performance.
- Microporous water-based paint system allows timber to breathe.
- Ironmongery & Glazing options available.
- Engineered timbers for enhanced stability.
- Multi-point Winkhaus locking & 3\* cylinders for added security as standard.

## STANDARD DOOR STYLES



DP1 DP2 DP3 DP4 DP5 DP6 DP7 DP8 DP9 DP10





## TIMBER FRENCH DOOR SETS

All of our French door sets are manufactured using Accoya® to keep seasonal movement, associated with multiple door leaves, to a minimum.

As standard our French door option is supplied with a Winkhaus FAB locking mechanism allowing for single handed operation of shoot bolts whilst retaining maximum security. Our Accoya glazing bead completes the timeless appearance and maximum performance.

### FEATURES

- Fully factory finished to any RAL colour.
- Double weather seal to frame for Optimum thermal insulation.
- Accoya® Glazing bead for improved performance.
- Microporous water-based paint system allows timber to breathe.
- Ironmongery & Glazing options available.
- Solid Accoya® M & T doors used for maximum performance and durability.
- Engineered timbers for enhanced stability.
- Multi-point Winkhaus locking & 3\* cylinders for added security as standard.



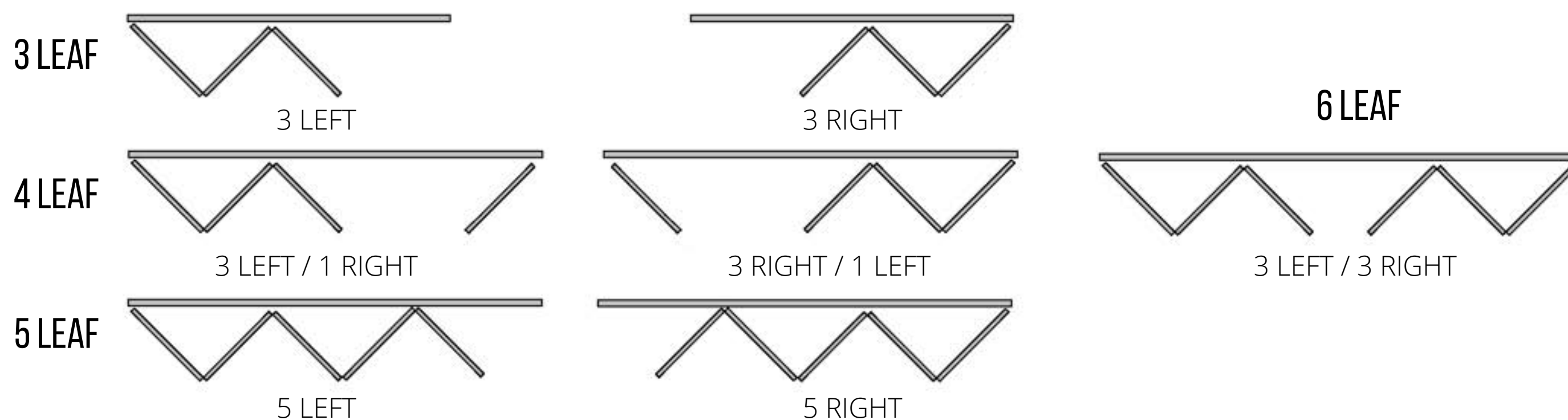
# BI-FOLDING TIMBER DOOR SETS

Our Bi-folding door sets are available made to measure and available in different configurations. Both Slide to one side or French door options utilise the Centor© system which offers effortless door operation providing the possibility of your dream inside-outside living experience.

## FEATURES

- Fully factory finished to any RAL colour.
- Double weather seal to frame for Optimum thermal insulation.
- Accoya® Glazing bead for improved performance.
- Microporous water-based paint system allows timber to breathe.
- Ironmongery & Glazing options available.
- Solid Accoya® M & T doors used for maximum performance and durability.
- Engineered timbers for enhanced stability.
- Multi-point Winkhaus locking & 3\* cylinders for added security as standard.

## CONFIGURATIONS





# IRONMONGERY

## FLUSH & STORMPROOF WINDOWS



**IN LINE**



**CRANKED**



**TEAR DROP**



**MONKEY TAIL**

Our Flush & Stormproof Window furniture range is available in 5 finishes (Satin + Polished Chrome, Gold, Black & White). Monkey tail handle available in black antique only.

## SLIDING SASH WINDOWS



Our Sliding Sash Furniture is available in Satin Chrome, Polished Chrome, Polished Gold, Black & White. For any other requirements pleas speak to our sales team.

## TIMBER DOOR SETS



**STANDARD**



**ULTRA**



**ANTIQUE**

Our Door Furniture is available in 5 finishes - (Satin + Polished Chrome, Gold, Black & White). Antique handles available in black only.

**\*\*other furniture is avaiable, speak to our sales team to discuss your requirements\*\***





## WARRANTIES AND GUARANTEES

**30** Year Warranty against fungal and rot on all external Joinery components. (50 years on Accoya®)

**10** Year Warranty on factory glazed Windows and Doors.

**10** Year Warranty on Solid/Opaque factory finished items against flaking, cracking blistering or erosion (dependent on location).

**5** Year Warranty on translucent factory finished items against flaking, cracking, blistering and erosion.

**5** Year Warranty on furniture, locking mechanisms and ancillary factory fitted furniture on Windows and Doors against manufacturing defects.

**10** Year Warranty on all factory finished Windows & Doorsets against manufacturing defects.

\* When maintained in accordance with general good practice guidelines\*







Scan the QR Code to take you  
directly to our website.



01706 577 620

Unit 10, New Line Industrial Estate  
Bacup, Lancs OL13 9RW

[www.douglasandpeters.co.uk](http://www.douglasandpeters.co.uk)